

Accessing predecessor school data

The following slides provide guidance on accessing predecessor data for sponsored academies and other schools, except for academy converters as these are covered by a separate process that can be viewed at -

<https://www.raiseonline.org/reportsandanalysis/AcademyConverters.aspx>

Please refer to RAISEonline Terms and Conditions to see your data protection responsibilities.

All users should complete the following steps.

Step 1: Log into RAISEonline and open up the 'Reports' page. (Users other than schools will need to select the currently opened school using the search criteria provided after logging in and will then be taken directly to the 'Reports' page.)



A screenshot of the RAISEonline 'Reports' page. The top navigation bar includes 'Reports', 'Data management', 'Administration', 'A A A', 'Feedback', 'Contact us', 'Help?', and 'Library'. Below the navigation bar, the user is logged in as 'steste982 (Swiss Cottage School - Development & Research Centre)'. The main content area has several filter buttons: 'Context', 'Absence', 'Attainment', 'Progress', 'Closing the gaps', 'QLA and optional tests', 'My reports', 'Summary reports', and 'Archive'. There are dropdown menus for 'Key Stage' and 'Category', a 'Keyword' search box, and radio buttons for 'Published data' and 'School's own data'. A 'Tree view' sidebar on the left shows a hierarchy of folders: 'Context' (with sub-items like 'Basic Characteristics', 'Census ward information', etc.), 'Whole School', and 'Absence - Historical Data Only'. On the right, there is a 'Library' section with a 'FAQ' link. A red arrow points from a text box to the 'Logged in as ...' link.

To view the school's predecessor information, click on the 'Logged in as ...' link.

This will take you to the following page and, if predecessor information is available, previous school/s related to the current school will be displayed.

Step 2:

Reports Data management Administration A A A Feedback Contact us Help? Library

Home > School selection Logged in as steste982 (Swiss Cottage School - Development & Research Centre) [Change password](#) [Logout](#)

School selector

You can search for a school by its name and/or postcode, or by its unique reference number (URN) or Department for Education (DfE) number.

Name:

Postcode:


Phase of education:


URN:

DfE number:

Predecessor School(s) for Swiss Cottage School - Development

School	Select
Brookfield Primary School Chester Road, London, N19 5DH LA:Camden	<input type="button" value="Select"/>
Franklin Delano Roosevelt School Avenue Road, Hampstead, London, NW8 6HX LA:Camden	<input type="button" value="Select"/>
Jack Taylor School Ainsworth Way, London, NW8 0SR LA:Camden	<input type="button" value="Select"/>
John Keats Special School Adelaide Road, Swiss Cottage, London, NW3 3NT LA:Camden	<input type="button" value="Select"/>

Library


FAQ


Select the predecessor school required by clicking the 'Select' tab.

Step 3: Once navigated to the predecessor school, the 'Logged in as ...' link provides the details of the predecessor school that is currently being viewed.



The screenshot displays the Ofsted data management interface. At the top, there is a navigation bar with tabs for Reports, Data management, Administration, Feedback, Contact us, Help?, and Library. Below this, a user is logged in as 'steste982 (Brookfield Primary School)'. A red box highlights this login information and the 'Change password' and 'Logout' links. A callout box points to the 'Logged in as ...' link with the instruction: 'To return to the currently opened school's data, select the 'Logged in as ...' link again.'

The main content area includes several filter buttons: Context, Absence, Attainment, Progress, Closing the gaps, QLA and optional tests, My reports, Summary reports, and Archive. Below these are search filters for Key Stage, Category, and Keyword, along with a Search button and radio buttons for 'Published data' and 'School's own data'. A tree view on the left shows a hierarchy of data categories, including Context (Basic Characteristics, Basic Characteristics by NC Year Group, Census ward information, Ethnicity and First Language, Main SEN Type Trend, Main SEN Type by National Curriculum year, Prior Attainment of KS2 Cohort) and Whole School (Other Outcomes).

Step 4: To navigate back to the currently opened school, click the hyperlink above the predecessor school/s.

School selector

You can search for a school by its name and/or postcode, or by its unique reference number (URN) or Department for Education (DfE) number.

Name:

Postcode:

Phase of education:


URN:

DfE number:


Predecessor School(s) [for Swiss Cottage School - Development](#)

School	Select
Brookfield Primary School Chester Road, London, N19 5DH LA:Camden	<input type="button" value="Select"/>
Franklin Delano Roosevelt School Avenue Road, Hampstead, London, NW8 6HX LA:Camden	<input type="button" value="Select"/>
Jack Taylor School Ainsworth Way, London, NW8 0SR LA:Camden	<input type="button" value="Select"/>
John Keats Special School Adelaide Road, Swiss Cottage, London, NW3 3NT LA:Camden	<input type="button" value="Select"/>

Library



FAQ



Things to note

- **Administrators** – please note that it is not possible to manage user access for the predecessor school. If an account is created whilst in the predecessor school's RAISEonline, it will be automatically created for the currently opened school.
- **School administrators** - also note that the data management facilities will always relate to the new school. Any predecessor information will remain unchanged.