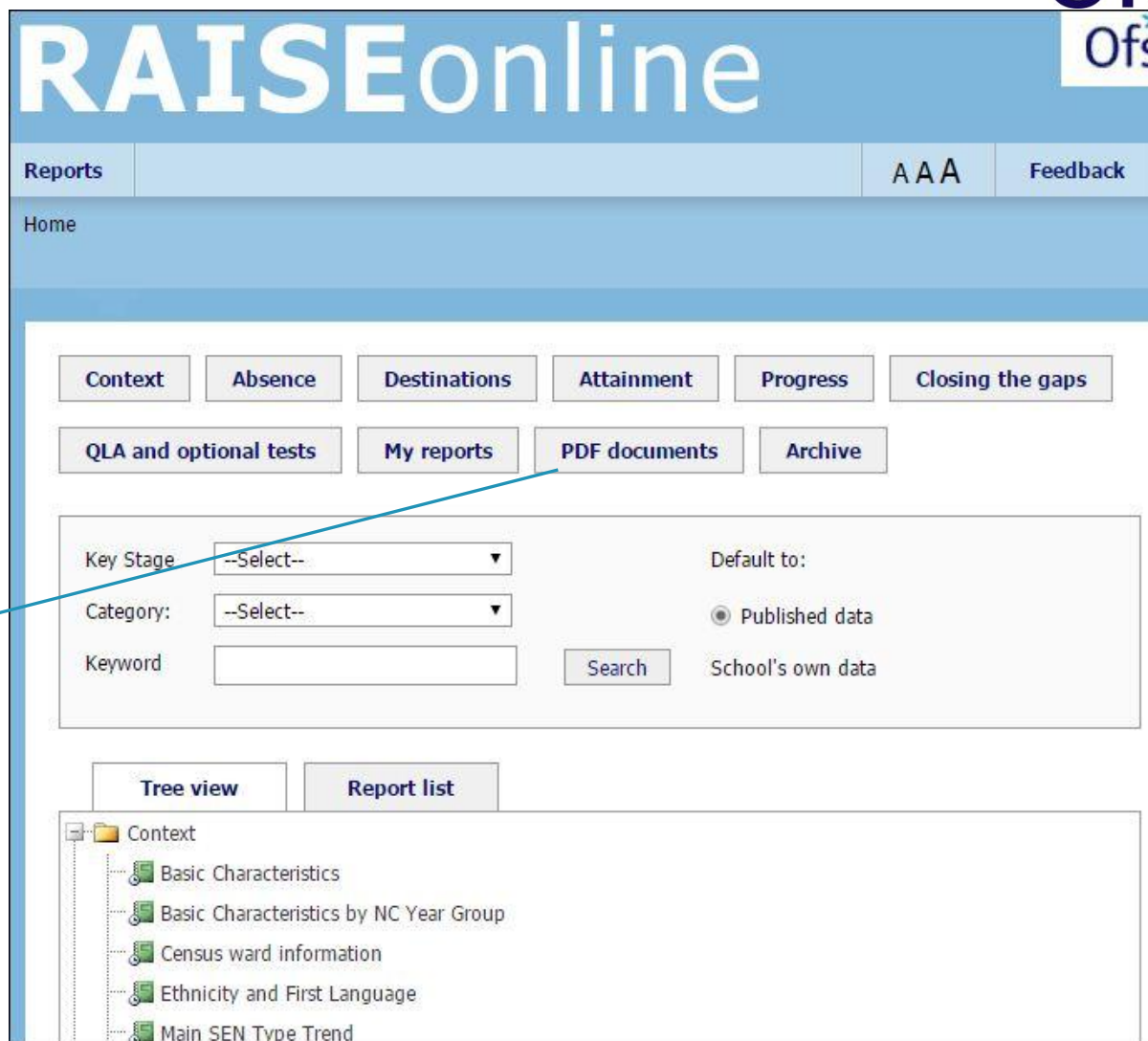


# How to access reports on RAISEonline

The following slides provide guidance on how to access reports on the RAISEonline website.

This includes the RAISEonline summary report, the inspection dashboard and the Key Stage 5 report for secondary schools with Key Stage 5 pupils.

**For school users only – all other users will need to select a school through the 'School selector' screen** Upon logging into RAISEonline you will be taken directly to the 'Report's page.

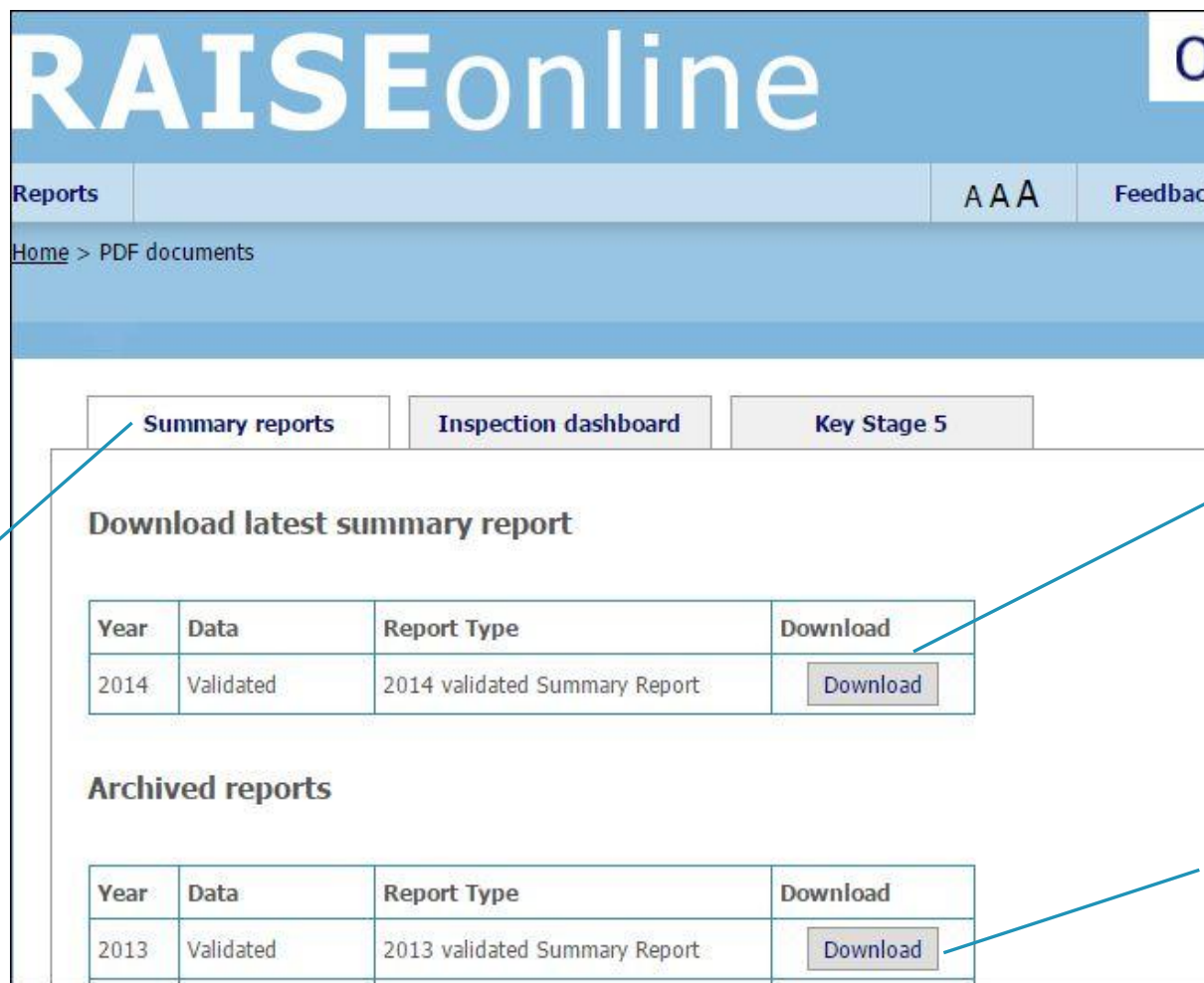


The screenshot shows the RAISEonline interface. At the top, there is a blue header with the text "RAISEonline" and a small "Ofs" logo. Below the header, there is a navigation bar with "Reports", "A A A", and "Feedback". Underneath, there is a "Home" section. The main content area features a row of tabs: "Context", "Absence", "Destinations", "Attainment", "Progress", and "Closing the gaps". Below this, there is another row of tabs: "QLA and optional tests", "My reports", "PDF documents", and "Archive". A blue arrow points from the "PDF documents" tab to a search filter box. The search filter box contains three dropdown menus: "Key Stage" (set to "--Select--"), "Category" (set to "--Select--"), and "Keyword" (empty). To the right of these dropdowns, there is a "Default to:" section with two radio buttons: "Published data" (selected) and "School's own data". A "Search" button is located to the right of the "Keyword" field. Below the search filter box, there are two tabs: "Tree view" and "Report list". The "Tree view" tab is active, showing a hierarchical list of reports under the "Context" folder: "Basic Characteristics", "Basic Characteristics by NC Year Group", "Census ward information", "Ethnicity and First Language", and "Main SEN Type Trend".

Select the new 'PDF document' tab

The next screen will display **three** tabs. The existing 'Summary reports' tab and two new tabs.

Under the 'Summary reports' tab, you will be able to find the latest RAISEonline summary report and the archived reports from previous years.



The screenshot shows the RAISEonline interface. At the top, there is a navigation bar with 'Reports', 'AAA', and 'Feedback'. Below this is a breadcrumb trail 'Home > PDF documents'. The main content area features three tabs: 'Summary reports', 'Inspection dashboard', and 'Key Stage 5'. The 'Summary reports' tab is active, displaying a section titled 'Download latest summary report' with a table of reports. Below this is a section titled 'Archived reports' with another table of reports. Blue arrows point from external text boxes to specific elements in the interface.

Year	Data	Report Type	Download
2014	Validated	2014 validated Summary Report	Download

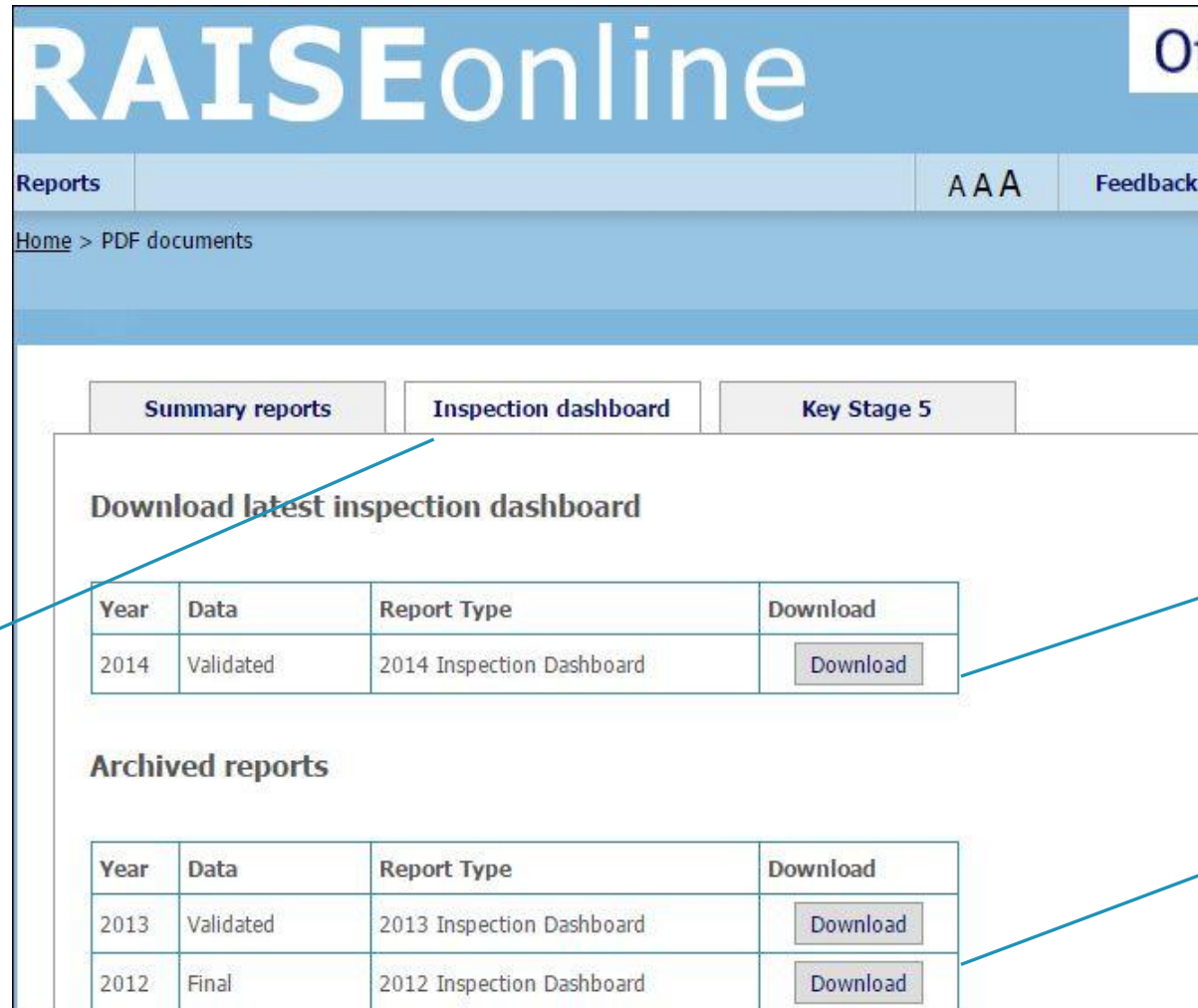
Year	Data	Report Type	Download
2013	Validated	2013 validated Summary Report	Download

RAISEonline reports

Latest report

Reports from previous years

Under the new '**Inspection dashboard**' tab, you will be able to find the inspection dashboard report for 2014 and the archived reports from previous years.



RAISEonline

Reports AAA Feedback

Home > PDF documents

Summary reports Inspection dashboard Key Stage 5

### Download latest inspection dashboard

Year	Data	Report Type	Download
2014	Validated	2014 Inspection Dashboard	Download

### Archived reports

Year	Data	Report Type	Download
2013	Validated	2013 Inspection Dashboard	Download
2012	Final	2012 Inspection Dashboard	Download

Inspection dashboard reports

Latest report

Reports from previous years

Under the new 'Key Stage 5' tab, you will be able to find the Key Stage 5 PANDA report for 2014 and the archived reports from previous years.



A screenshot of the RAISEonline website. The header is blue with "RAISEonline" in white. Below the header is a navigation bar with "Reports", "AAA", and "Feedback". A breadcrumb trail shows "Home &gt; PDF documents". There are three tabs: "Summary reports", "Inspection dashboard", and "Key Stage 5". The "Key Stage 5" tab is active. Underneath, there's a section titled "Download latest Key Stage 5 report" with a table containing one row for the year 2014 and a "Download" button. Below that is an "Archived reports" section with a table containing one row for the year 2013 and a "Download" button. Three callout boxes with blue lines point to the "Key Stage 5" tab, the 2014 report, and the 2013 report.

Key Stage 5 PANDA reports

Latest report

Reports from previous years